



lumini Solucoes em Iluminacao LTDA
www.lumini.com.br
Email:laboratorio@lumini.com.br
Tel:+55 11 3437-5555 Fax:+55 11 3437-5555
Address:Rua Ferreira Viana, 716 - Socorro - São Paulo/SP

lumini

LumCAT:

Luminaire: focus sm r bath dl serie 2 e

LampCAT: modulo led 10.5W 30K irc 90

Ballast type: led driver 700mA

Report No:

Voltage(V): 127.8500

Test No:

Current(A): 0.1030

Number of Lamps: 1

Power (W): 12.7870

Lamp flux(lm): 1485.0

PF: 0.9730

Length(mm): 84

Width(mm): 84

Phm Type: C

Height(mm): 0

Photometric Results

Lumens(lm): 840.42, Efficiency(%): 56.59% , Luminous Efficacy(lm/W): 65.72

Central intensity(cd): 450.641, Maximum intensity(cd): 450.641

Angle of maximum intensity: C=0.0 γ =0.0

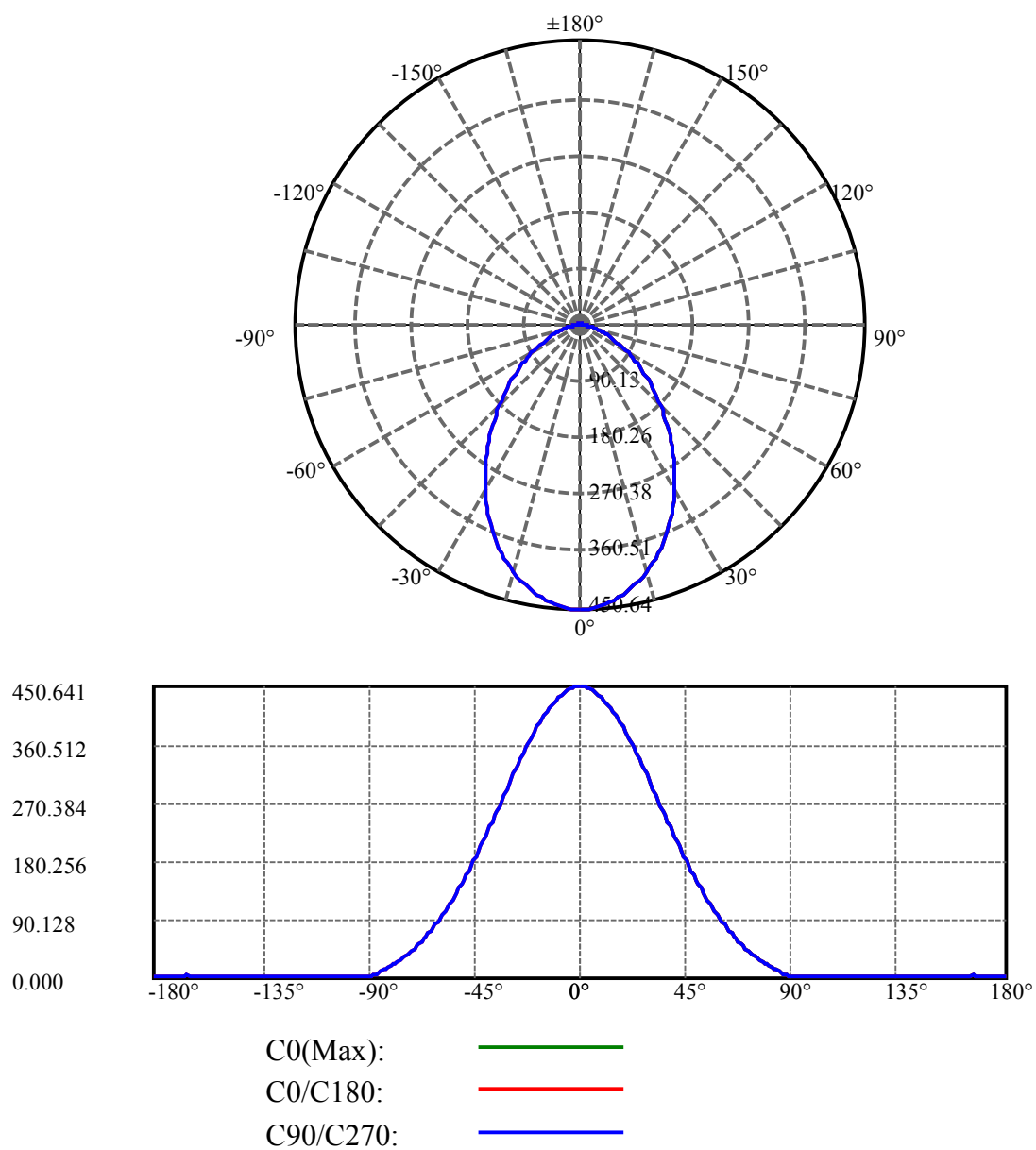
Beam angle of C0 plane : 78.22

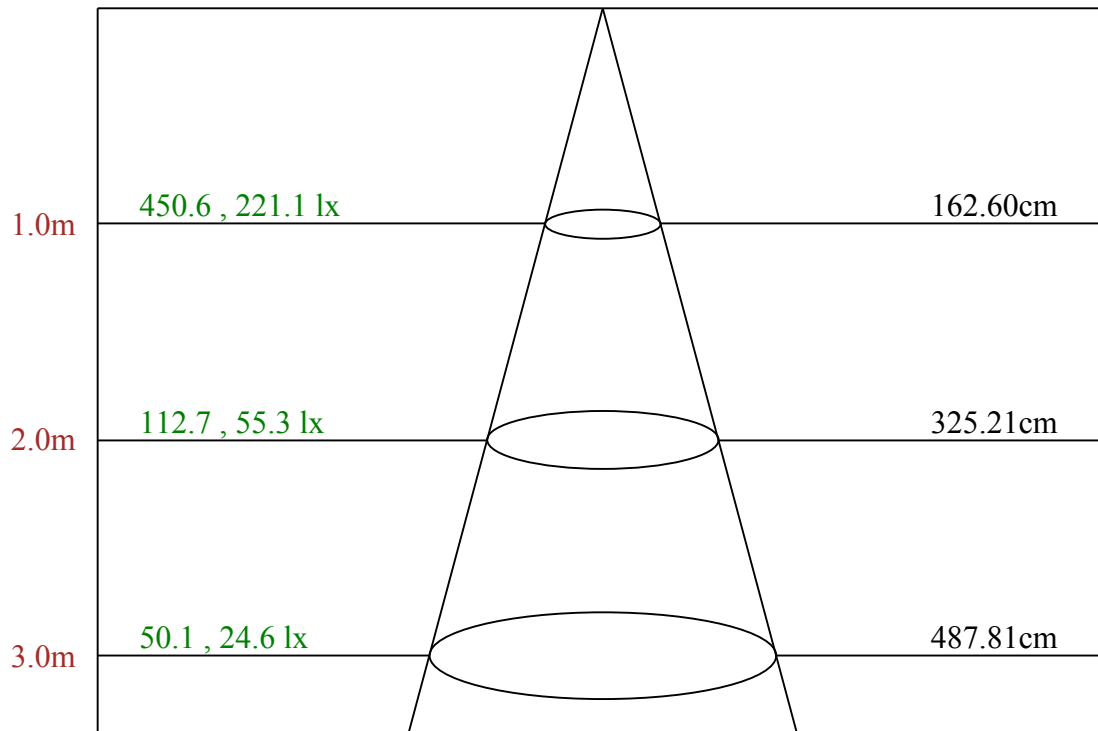
Aveage BeamAngle(IEC 61341):78.22

Equipment: equipamento lumini
Temperature(°C): 25.0

Date: 02/06/2025
Humidity(%): 58.0%

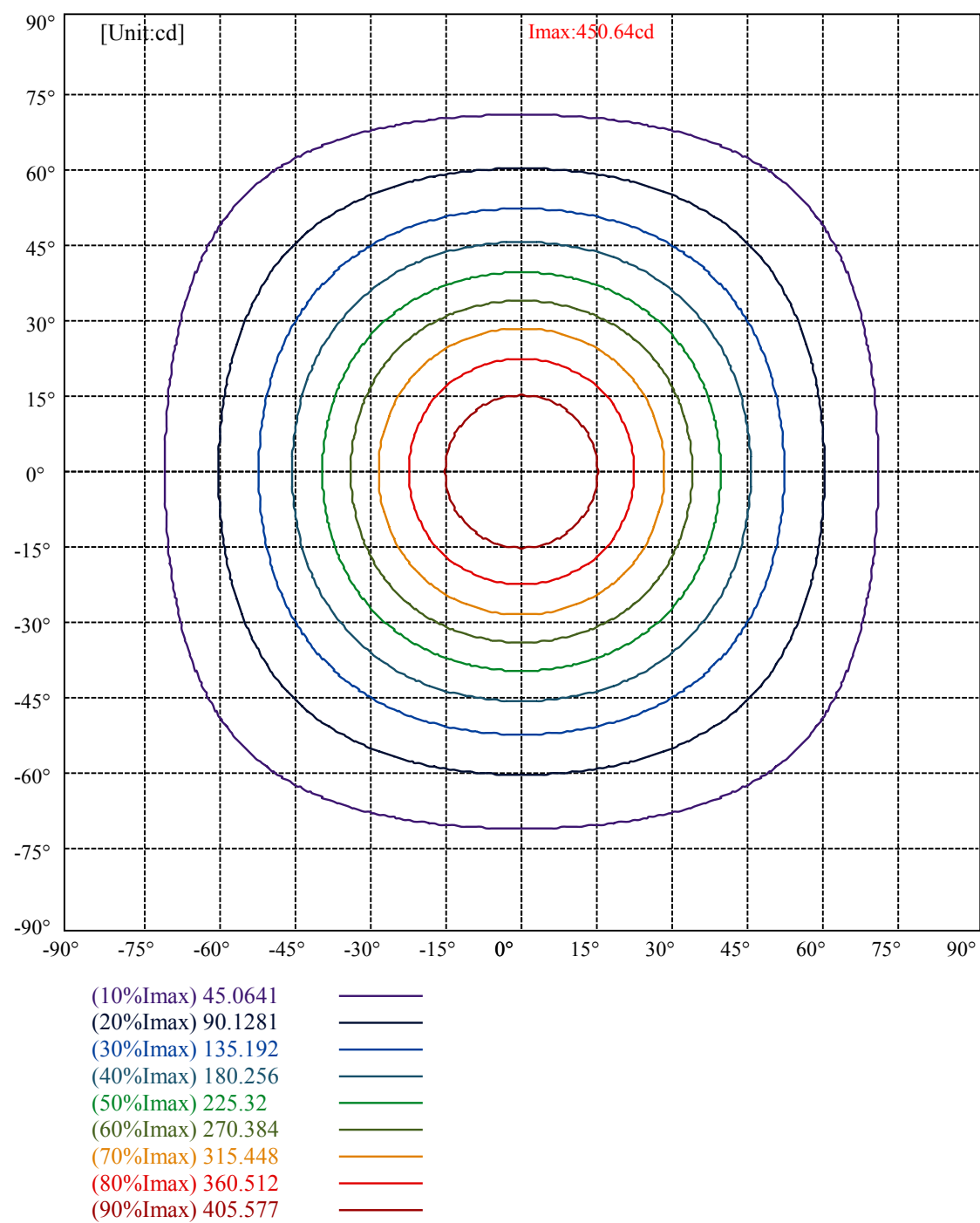
Operator: 01
Distance(m): 6.90





Max , Ave

Beam angle of C0 plane 78.22



lumini

Luminance Limiting Curve(no luminous side)

Appendix Page: 5 Total:6

Luminance Table

γ	45	50	55	60	65	70	75	80	85
C0	36258	31990	28410	24903	21676	18808	16568	15577	14245
C45	36258	31990	28410	24903	21676	18808	16568	15577	14245
C90	36258	31990	28410	24903	21676	18808	16568	15577	14245

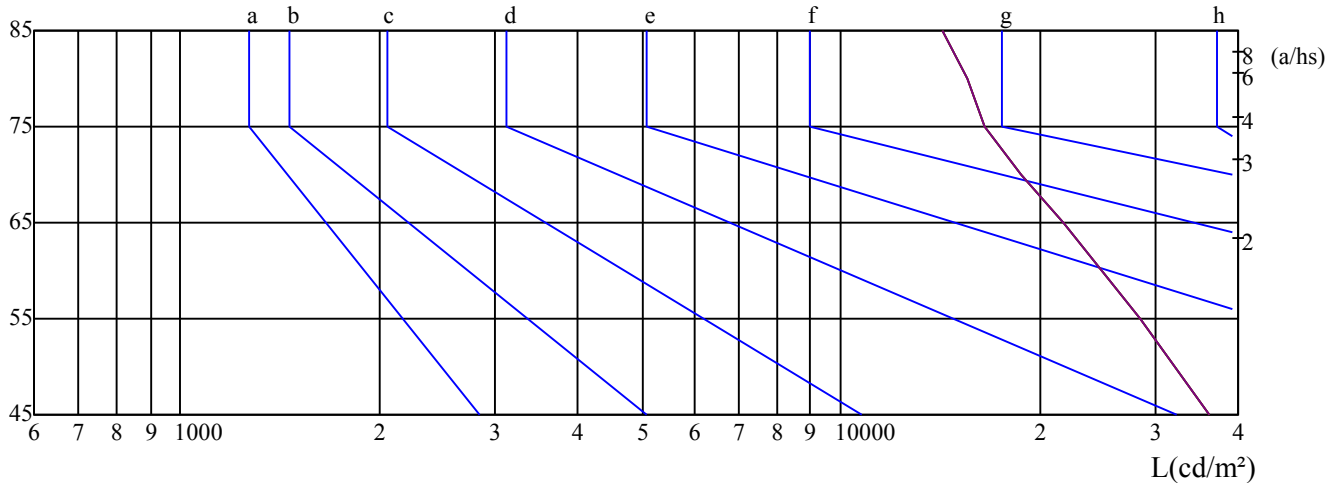
L(Hor)(65)	L(Ver)(65)	L45(65)	L(Hor)(75)	L(Ver)(75)	L45(75)	L(Hor)(85)	L(Ver)(85)	L45(85)
21676	21676	21676	16568	16568	16568	14245	14245	14245

Glare Table

Glare	Quality	Service Values Illuminance(lx)							
1.15	A	2000	1000	500	≤ 300				
1.5	B		2000	1000	500	≤ 300			
1.85	C			2000	1000	500	≤ 300		
2.2	D				2000	1000	500	≤ 300	
2.55	E					2000	1000	500	≤ 300
		a	b	c	d	e	f	g	h

Luminance Limiting Curve

$\gamma(^{\circ})$



C0 —

C45 —

C90 —

Equipment: equipamento lumini
Temperature($^{\circ}\text{C}$): 25.0

Date: 02/06/2025
Humidity(%): 58.0%

Operator: 01
Distance(m): 6.90

Illumination assessment according UGR											
Rf of Ceiling	70	70	50	50	30	70	70	50	50	30	
Rf of Wall	50	30	50	30	30	50	30	50	30	30	
Rf of Floor	20	20	20	20	20	20	20	20	20	20	
Room dimensions		Viewed crosswise					Viewed endwise				
X	Y										
2H	2H	23.93	25.36	24.33	25.72	26.09	23.67	25.10	24.07	25.46	25.83
	3H	25.00	26.28	25.42	26.67	27.06	24.66	25.94	25.08	26.32	26.72
	4H	25.37	26.57	25.80	26.96	27.38	24.99	26.19	25.42	26.58	27.00
	6H	25.70	26.81	26.14	27.23	27.67	25.27	26.38	25.71	26.79	27.24
	8H	25.81	26.88	26.26	27.30	27.75	25.34	26.41	25.78	26.83	27.28
	12H	25.88	26.91	26.33	27.33	27.80	25.37	26.39	25.82	26.82	27.28
4H	2H	24.39	25.59	24.82	25.99	26.40	24.18	25.39	24.61	25.78	26.20
	3H	25.61	26.62	26.06	27.05	27.51	25.32	26.33	25.77	26.76	27.22
	4H	26.13	27.02	26.60	27.48	27.97	25.80	26.69	26.27	27.15	27.64
	6H	26.54	27.34	27.04	27.82	28.31	26.15	26.94	26.65	27.43	27.92
	8H	26.73	27.47	27.24	27.96	28.47	26.29	27.03	26.80	27.51	28.03
	12H	26.88	27.56	27.39	28.04	28.60	26.38	27.07	26.90	27.55	28.10
8H	4H	26.28	27.02	26.79	27.50	28.02	25.97	26.71	26.48	27.20	27.71
	6H	26.82	27.44	27.35	27.94	28.49	26.45	27.07	26.98	27.58	28.13
	8H	27.14	27.68	27.69	28.22	28.76	26.72	27.25	27.27	27.80	28.34
	12H	27.36	27.81	27.92	28.36	28.91	26.87	27.32	27.43	27.87	28.43
12H	4H	26.29	26.97	26.80	27.45	28.01	25.99	26.68	26.50	27.16	27.71
	6H	26.91	27.45	27.46	27.99	28.53	26.56	27.09	27.11	27.64	28.18
	8H	27.23	27.68	27.79	28.22	28.78	26.82	27.27	27.38	27.82	28.37
Variation with the observer position at spacings:											
S = 1.0H		0.3/-0.6					0.3/-0.6				
S = 1.5H		0.7/-1.1					0.7/-1.1				
S = 2.0H		1.6/-1.3					1.6/-1.3				
Standard tables:		BK3					BK3				
Uncorrected UGR		8.3					8.3				

依据CIE Publ. 117 计算 UGR, S/H = 0.25